

MARCH 2024

TEXAS A&M
AGRI LIFE
EXTENSION

SOUTH PLAINS HORTICULTURE

Official Newsletter of Christina Reid,
Texas A&M AgriLife Extension Horticulture Lubbock County

TEXAS COMMUNITY FUTURE FORUM

TEXAS A&M
AGRI LIFE
EXTENSION



You're Invited!

Tuesday,
April 9

6:30-8:30pm
916 Main Street
1st Floor Meeting Room
Lubbock

Assist Lubbock County
Agrilife Extension Agents
identify community wide
issues.

*All Lubbock County
residents are invited.*

**LET YOUR VOICE BE
HEARD!!**

**WE NEED OUR
COMMUNITY TO HELP
US LOOK TOWARD
THE FUTURE!**

For more information call or come by the
Extension Office: 806-775-1740

Spring Forward

Don't Forget To Change Your Clock



This issue:

New Horticulture Show!

PAGE 02-07

What Tree is This?

PAGE 08

Hort. Around Lubbock
County

PAGE 09

Seed Starting Season

PAGE 10

AgriLife Organic

PAGE 11

Drop of Life

PAGE 12

Harvest of the Month

PAGE 13

Lubbock County Extension Office

For more information, contact
christina.reid@ag.tamu.edu
or call
(806) 775 - 1740



NEW



PANHANDLE SOUTH PLAINS FAIR
HORTICULTURE SHOW

Calling All Plant Lovers



Mark your calendars and plan to attend this year's Panhandle South Plains Fair September 20-28, 2024!

This brand new 18,000 sq. ft. exhibit will be a plant lovers paradise with educational classes, competitions, interactive displays and of course other plant lovers just like you! Watch for more details to be released soon!



PLANTS

Horticulture Competition

2024 Rules & Regulations

Superintendent: Christina Reid
Judges: TBD

IMPORTANT DATES

Delivery of Entries (Horticulture Building)	Wednesday, Sept. 18, 2024	9:00 AM – 7:00 PM
Judging	Thursday, Sept. 19, 2024	
Awards Presentation (Horticulture Building)	Saturday, Sept. 21, 2024	2:00 PM
Entry Pick-Up (Horticulture Building)	Sunday, Sept. 29, 2024	9:00 AM – 2:00 PM

Total Premiums Offered - \$2,040.00 Entry Fees- \$0.00

SPECIAL RULES *Please read all rules carefully. Direct any questions to the Superintendent listed at the end of this section.*

1. This department is split into youth, ages 0-16 years, and adults, age 17+ years. Entries will be accepted **only** on Wednesday, September 18 from 9:00 a.m. to 7:00 p.m in the Horticulture Building. You may enter through the BROADWAY GATE with your exhibit. Exhibits not delivered to the Superintendent by this time will be barred from competition. An entry card **must be completely filled out** by the exhibitor including a name, phone number, and address. Please refrain from using a teacher or advisors contact information.
2. Each exhibitor is limited to one entry in each class and all entries must be grown in the South Plains area during the 2024 year.
3. In cases where there is only one exhibitor and no competition, the judge or judges shall only award premiums in accordance with the merits of the exhibit which may be first, second, third, etc.
4. In classes of numerous entries, exhibits not placing in the top three may be disposed of at the discretion of the Superintendent for reasons of space.
5. The decision as to the proper class for a particular exhibit is the responsibility of the exhibitor. The arrangement of all exhibits will be done by the Superintendent.
6. Entries in this competition must be submitted by individual exhibitors only; team entries are not permitted but can be noted on the entry card. Example: Suzy Que, grown in the Lubbock Elementary School Garden
7. The Panhandle South Plains Fair (Fair) has the right to refuse any entry that has a serious disease or insect problem.
8. No entries with copyright or licensing infringement will be accepted. If there is any reproduction, in whole or in part, of a registered trademark or work of another individual, the Fair reserves the right to disqualify the entry.
9. The Fair is a family-oriented event. The Fair reserves the right to disqualify any entry that, in the Fair's sole judgment, is deemed inappropriate for family viewing, controversial, or in poor taste prior to judging and display.
10. The Fair will not be liable for entries made in error and will not re-open judging to accommodate such entries.
11. The Fair is not responsible for lost, damaged, or dead items. Small items, accessories, etc. should be securely fastened to their container. Items of great sentimental value should not be used.
12. While the Fair takes every precaution to ensure the integrity of the entries, the Fair is not responsible for loss, theft, or damage of entries. Damaged entries will not be repaired.
13. Any entry not picked up prior to 2:00 PM on Sept. 29, 2024 **WILL BECOME THE PROPERTY OF THE FAIR** Items will not be mailed or delivered.
13. Any entry that does not comply with all competition rules will be disqualified.

Contacts : The following individual is available to answer any questions about the Horticulture Competition . Should an exhibitor require any accommodation due to personal health or medical conditions please inform individual at least one (1) month prior to the competition date.

CONTACT: Christina Reid
Superintendent
Christina.reid@ag.tamu.edu

Awards Presentation: *The Fair will host an awards presentation as follows: Saturday, Sept. 21, 2024 at 2:00 PM in the Horticulture Building main stage. Everyone is encouraged to attend.*

- Exhibitors placing Best of Show and 1st through 3rd in all competition categories will be recognized.
- Winning entries in the New Innovation Concept classes will be asked to give a 1 minute (60 second) oral sales pitch on their concept.
 - The winning entries will be labeled indicating the level of award and all entries will remain on display through the end of the Fair.

DIVISION 1 - Cut Flowers

Premium money in Division 1 will be: 1st- \$15.00; 2nd- \$10.00; 3rd- \$5.00

All entries must be grown on the South Plains and the plant variety must be indicated on each entry card. Entries should be in a bud vase size container with water unless otherwise noted. All entries should be show ready. No leaf shine or wax products allowed. Ribbons will be given through three places in all classes. Rosettes for Best of Show will be awarded in each class to be designated by the Superintendent. These awards are given at the discretion of the judges for entries which illustrate outstanding merit.

Class No.

1. Youth Floral Arrangement-Theme: Celebrate the Season!, container and plant species used at discretion of exhibitor
2. Adult Floral Arrangement- Theme:Celebrate the Season!, container and plant species used at discretion of exhibitor
3. Youth Floral Arrangement- Theme: Whimsical, container and plant species used at discretion of exhibitor
4. Adult Floral Arrangement- Theme: Whimsical, container and plant species used at discretion of exhibitor
5. Youth Floral Arrangement- Theme: Other, plants must be locally grown. container used at discretion of exhibitor
6. Adult Floral Arrangement- Theme: Other, plants must be locally grown. container used at discretion of exhibitor
7. Youth- Single stem Iris
8. Adult- Single stem Iris
9. Youth- Single stem Day Lily
10. Adult- Single stem Day Lily
11. Youth- Single stem other
12. Adult- Single stem other

Classes 13– 16 are for Floribunda, Grandiflora, Hybrid Tea and Landscape (Knockout type) Roses

13. Youth- Single Stem with one Flower
14. Adult- Single Stem with one Flower
15. Youth- Spray of Roses(multi flowers on single stem)
16. Adult- Spray of Roses(multi flowers single stem)

Classes 17 – 20 are for Miniature Roses

17. Youth- Single stem with one flower
18. Adult- Single stem with one flower
19. Youth- Spray of Roses(multi flower, single stem)
20. Adult- Spray of Roses(multi flower, single stem)
21. Youth- Mass Arrangement Roses(10 or more blooms)
22. Adult- Mass Arrangement Roses (10 or more blooms)
23. Youth- Any other shrub in bloom, 1 spray
24. Adult- Any other shrub in bloom, 1 spray
25. Youth- Any other vine in bloom, 1 spray
26. Adult- Any other vine in bloom, 1 spray
27. Youth- Any native plant bloom, 1 spray
28. Adult- Any native plant bloom, 1 spray

DIVISION 2 - Container Plants

Premium money in Division 1 will be: 1st- \$15.00; 2nd- \$10.00; 3rd- \$5.00

All entries must be grown on the South Plains and the variety must be indicated on each entry card. Entries should be well watered before arriving to Fair. All entries should be show ready and able to sit on a table. Leaf polishes or other commercial foliage enhancers are not permitted. Rosettes for Best of Show will be awarded in each class to be designated

by the Superintendent. These awards are given at the discretion of the judges for entries which illustrate outstanding merit.

Class No.

29. Youth- Creative Plant Display- see further details below*
30. Adult- Creative Plant Display- see further details below*
31. Youth Indoor Plant- Orchid
32. Adult Indoor Plant- Orchid
33. Youth Indoor Plant- Bonsai
34. Adult Container Plant- Bonsai
35. Youth Indoor Plant- Philodendron
36. Adult Indoor Plant- Philodendron
37. Youth Indoor Plant- Ivy
38. Adult Indoor Plant- Ivy
39. Youth Indoor Plant- Other
40. Adult Indoor Plant- Other
41. Youth Carnivorous Plant
42. Adult Carnivorous Plant
43. Youth Fairy Garden
44. Adult Fairy Garden
45. Youth Terrarium
46. Adult Terrarium
47. Youth Succulent
48. Adult Succulent
49. Youth Cactus
50. Adult Cactus

***Class 29 & 30: CREATIVE PLANT DISPLAY**

Exhibitors will plant and cultivate 3 or more different examples of plant species in an appropriate container.

General Guidelines:

- Entries must have been owned and grown by the exhibitor starting on or before August 19, 2024.
 - Plants should have evidence of being grown in the container, such as being securely rooted in the soil.
 - If plants are found to have been freshly potted or do not stand up during the Fair because they were not potted soon enough, the award will be withheld.
- Entries should be complete upon arrival to the Fair.
- Entries should be designed to be viewed from all sides.
- Entries should feature 3 or more different plant species per container
 - Plant selection is at the exhibitor's discretion.
 - Plants may belong to any species.
 - Plants must be healthy, free of disease, and bug free.
 - Plants are the only living items that may be included with the entry – no other living items are permitted (e.g., animals, reptiles, bugs).
 - Vivarium's are excluded from the competition.
- Plants should be creatively and attractively potted in a container that is suitable for a tabletop display.
 - Select a container that enhances the creative presentation of the entry.
- If submitting a container grown plant, double potting is permitted, provided natural top dressing is used and the inside of the container is not visible. Top dressing must not float when watered.
 - If submitting a terrarium, double potting is not permitted.
 - If submitting a terrarium, the container may be opened or closed.
- Leaf polishes or other commercial foliage enhancers are not permitted.
- Accessories are permitted however emphasis should be on the creative use of natural, fresh planted materials rather than of accessories to create a scene.
- Containers must fit on the display table.
 - Entries must not exceed a size of 30" wide x 30" deep.
 - Entries may not exceed 50 lbs.

Judging:

- There will be two rounds of judging.
- All entries will be judged in the first round of judging, and the top 10 entries determined at the judge's discretion will advance to the second round of judging.
- In the second round of judging, only the advancing entries will be judged on a 100-point system.
 - Up to 30 points may be awarded for plant health.
 - Up to 30 points may be awarded for variety of plants used.
 - Up to 40 points may be awarded for display creativity and detail.

DIVISION 3 - Plant Collections

Premium money in Division 3 will be: 1st- \$15.00; 2nd- \$10.00; 3rd- \$5.00

All entries must be collected on the South Plains. All entries should be organized in a way single place and legibly labeled. All entries should be show ready and able to sit on a table. Ribbons will be given through three places in all classes. Rosettes for Best of Show will be awarded in each class to be designated by the Superintendent. These awards are given at the discretion of the judges for entries which illustrate outstanding merit.

Class No.

47. Youth Pressed Flowers
48. Adult Pressed Flowers
49. Youth Herbarium- Texas Native Plants
50. Adult Herbarium- Texas Native Plants
51. Youth Herbarium- Historically Significant Plants
52. Adult Herbarium- Historically Significant Plants
53. Youth Herbarium- Other
54. Adult Herbarium- Other
55. Youth Insect Box- Pollinators
56. Adult Insect Box- Pollinators
57. Youth Insect Box- Other
58. Adult Insect Box- Other
59. Youth Garden Journal
60. Adult Garden Journal

DIVISION 4 - Design & Innovation

Premium money in Division 4 will be: 1st- \$15.00; 2nd- \$10.00; 3rd- \$5.00

All entries must be produced on the South Plains. All entries should be able to sit on a table or stand alone. Ribbons will be given through three places in all classes. Rosettes for Best of Show will be awarded in each class to be designated by the Superintendent. These awards are given at the discretion of the judges for entries which illustrate outstanding merit.

61. Youth Landscape Design- Paper, hand-drawn
62. Adult Landscape Design- Paper, hand-drawn
63. Youth Landscape Design- Paper, computer aided
64. Adult Landscape Design- Paper, computer aided
65. Youth Landscape Design- 3D Model
66. Adult Landscape Design- 3D Model
67. Youth New Innovation Concept- See details below*
68. Adult New Innovation Concept- See details below*

*Class 67 & 68: New Innovation Concept

No idea is too big or too small! Share your ideas with us and cultivate your creativity! Exhibitors will put together a visual sales pitch for a new product relevant to the horticulture industry. All exhibitors must enter their own ideas. **Plagiarism will not be accepted and immediately disqualified.**

General Guidelines:

- Entries should be complete upon arrival to the Fair.
- Entries should be designed to be viewed by the general public and easily understandable. Things to be considered and answered in the visual/written sales pitch:
 - A. What problem or task does this innovation solve/produce?
 - B. What impact would this innovation make on the horticulture industry?
 - C. Who would use this innovation?
 - D. How does this innovation impact our environment?
 - E. What is stopping you from pursuing this innovation concept further?
- Sales pitch materials should be displayed in a way that is suitable for a tabletop display. Example: tri-fold project display board.

Judging:

- There will be two rounds of judging.
- All entries will be judged in the first round of judging, and the top 10 entries determined at the judge's discretion will advance to the second round of judging.
- In the second round of judging, only the advancing entries will be judged on a 100-point system.
 - Up to 30 points may be awarded for creativity of innovation.
 - Up to 30 points may be awarded for display detail and use of marketing techniques.
 - Up to 40 points may be awarded for impact on horticulture industry.

Pick up of Entries: *All entries will remain on display at the Fair from the date of competition through September 29, 2024 of the Fair. Exhibitors MUST pick up their entries at the following time:*

- September 29, 2024, between 9:00 AM and 2:00 PM
- **ITEMS THAT ARE NOT PICKED UP DURING THIS TIME WILL BECOME THE PROPERTY OF THE FAIR.**


WHAT TREE IS THIS?

Several Trees Are Now In Bloom

The warmer temperatures have convinced our Lubbock trees that spring has arrived! (I am not as certain though) Several species are currently in bloom creating a spectacular floral art display in every direction. Have you found yourself wondering what these early spring blooming trees are? You aren't the only one! Here are some of the more abundant currently flowering trees around Lubbock.



Bradford Pears



Redbuds



Purple Leaf Plums

Crabapples



Want to see more blooms?
Check out....



Gordon Bladderpod is an early-blooming annual Spring flower that shows itself in late February or early March. Winter-weary cattle relish it as a delicious forage plant. When the seedpods mature and become dry, they pop when stepped on. The plant also is called Popweed or Beadpop.

Hort. Around Lubbock County

Get Involved

Easter Egg Hunt
Lubbock Memorial Arboretum
Saturday, March 30
10:00 AM-Free for all ages-4111 University

GET A GARDEN PLOT @ THE LUBBOCK MEMORIAL ARBORETUM
New **COMMUNITY GARDEN**
@ Lubbock Memorial Arboretum
PLOTS NOW AVAILABLE FOR THE 2024 SEASON!
Soil, irrigation system & water included!

VOLUNTEER @ THE ARBORETUM
3/9
10AM!

The Lubbock Memorial Arboretum Presents
Starting Your Spring Garden
With Dr. Vikram Baliga
FREE!
2nd Saturday Program!
Saturday, March 9, 2024
10:00 AM
4111 University Ave.

MARCH 2024						
SUN	MON	TUE	WED	THU	FRI	SAT
				1	2	
		7	8	9	10	11
17	18	19	20	21	22	23
24	25	26	27	28	29	30
31						

Rockin' with Jaque
Mock Park | Saturday, March 23 | 10 a.m. to 2 p.m.
Join us for a drop-in, family-friendly rock painting event to help Keep Lubbock Beautiful!
Scan Me!
Rocks and paint will be provided.

Want to help the Easter Bunny?
Bring unopened bags of individually wrapped candy to support the Easter Egg Hunt event.

2024 ANNUAL ART CONTEST
Color Lubbock Beautiful
K-12th Grade
Elementary School Middle School High School
\$100 Top Category Prizes
Grand Prize featured on A garbage truck
Full Details at:
www.mylubbock.us/K12Art
DEADLINE: MARCH 20, 2024

SEED STARTING SEASON

CONTINUED FROM LAST MONTH!

WHAT COULD GO WRONG?

Damping Off Disease

Quick facts:

- Damping Off affects many vegetables and flowers.
- It is caused by a fungus or mold that thrive in cool, wet conditions.
- It is most common in young seedlings.
- Often large sections or whole trays of seedlings are killed.
- It can cause root rot or crown rot in more mature plants.
- Use sterilized pots or trays with good drainage and use clean, new potting soil to prevent damping off. Good air circulation also helps prevent Damping Off.

Leggy Seedlings

- Etiolated (long and leggy) seedlings is caused by insufficient light.
- Move your light source 2-4" above the top of the seedlings.



SEEDLING WITH DAMPING OFF



LEGGY SEEDLINGS

WHAT IS NEXT?

After your young plants have their first set of true leaves and the outdoor environment is agreeable to the type of plant you have, it's time to start getting your seedlings ready for their permanent outdoor home. Hardening Off is the process of exposing transplants gradually to outdoor conditions. It enables your plants to withstand the changes in environmental conditions they will face when planted outside. It encourages a change in soft, succulent growth to a firmer, harder growth. Here's what you need to know:

- Begin hardening transplants 1-2 weeks prior to planting outdoors
- Place seedlings outdoors in a protected, shady spot for 1 hour. Gradually increase time and sunlight daily.
- Watch the wind and temperature! Both can cause severe damage to tender young plants.

NEW

TEXAS A&M AGRILIFE *Organic*

RESEARCH EXTENSION

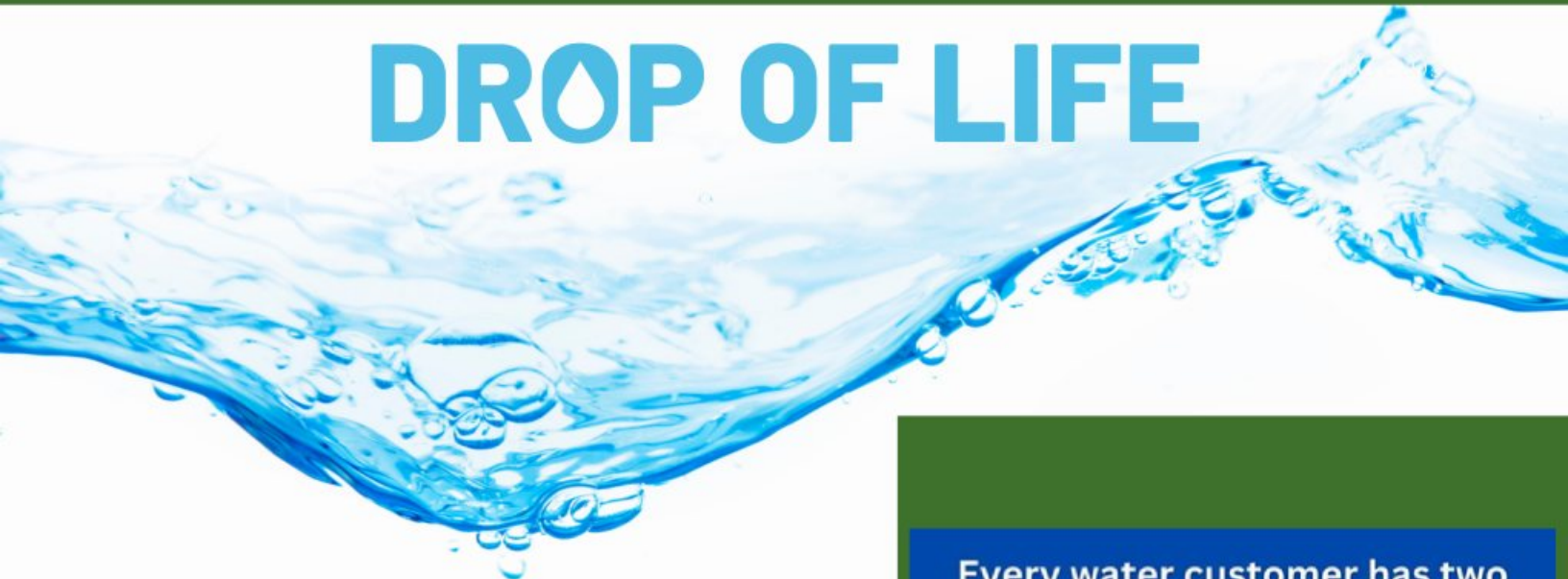
Check out this new resource for the latest information in organic research!



<https://agrillifeorganic.org>



DROP OF LIFE



Water Weekly

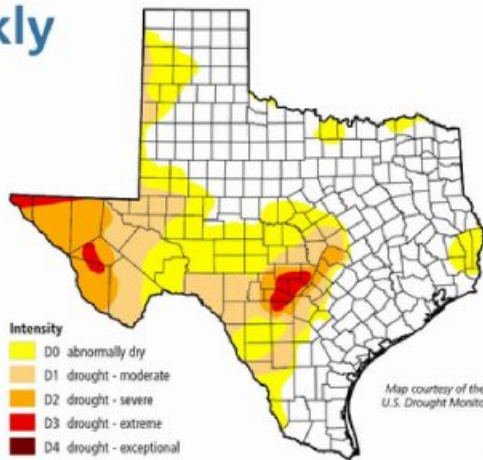
For the week of 03/04/24

Water conditions

The latest drought map for conditions as of February 27 shows little change from the previous week. The area of the state impacted by drought was unchanged. The area considered susceptible to drought in the next few weeks, shown in yellow on the map, expanded a few percentage points.

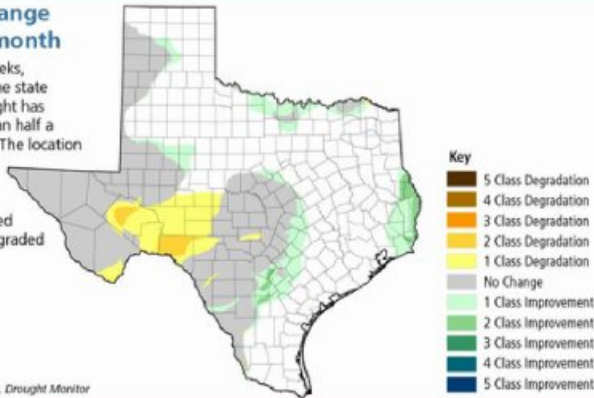
Drought conditions

- ◆ 23% now
- ◆ 23% a week ago
- ◆ 43% three months ago
- ◆ 62% a year ago



Drought change in the last month

In the last four weeks, the total area of the state impacted by drought has contracted less than half a percentage point. The location of drought in the state, however, has shifted as conditions improved in the east and degraded in the west.



Written by Dr. Mark Wentzel — Dr. Mark Wentzel is a hydrologist in the TWDB's Office of Water Science and Conservation.

Bryan McMath, Government Relations | bryan.mcmath@twdb.texas.gov | 512-463-7850
Media Relations | MediaRelations@twdb.texas.gov | 512-463-5129

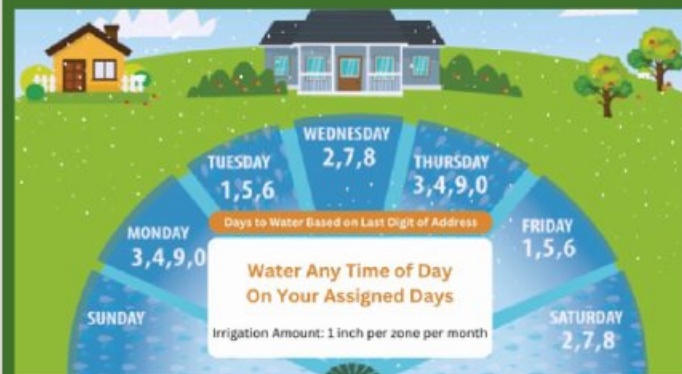
www.twdb.texas.gov

Stay connected:

Texas Water
Development Board

Every water customer has two assigned watering days depending on their address.

Customers are only assigned days from Monday to Saturday. All irrigation systems should be off on Sundays.



Fall & Winter Irrigation Restrictions

Oct 1st-March 31st

No watering on Sundays

No watering when it is below 35 °F



BUTTON MUSHROOMS



HARVEST OF THE MONTH
MARCH



DID YOU KNOW?

Button mushrooms were first grown in France nearly 300 years ago.

FUN FACT

There are more than 30 species of mushroom that actually glow in the dark. People have been known to use these fungi to light their way through the woods.



BUTTON MUSHROOM GROWING REGIONS

1. East Texas

2. Central Texas



TEXAS DEPARTMENT OF AGRICULTURE
COMMISSIONER SID MILLER

This product was funded by USDA. This institution is an equal opportunity provider.

